

EYFS Term 5 Week 6 'When I Grow Up' Aspirations Week	Monday 24.05.2021	Tuesday 25.05.2021	Wednesday 26.05.2021	Thursday 27.05.2021	Friday 28.05.2021
Morning movement	Jack Hartmann action song on YouTube	Doh disco on YouTube	Go Noodle	Doh Disco on YouTube	Jump Start Johnny
Communication, Language and Literacy	<p>Listening and understanding:</p> <p>This week it is 'Aspirations Week' at school.</p> <p>Read/watch the story 'When I Grow Up'.</p> <p>https://www.youtube.com/watch?v=EDBFL7xIHuI</p> <p>Ask the children: What does the word 'aspiration' mean? What do you want to be when you grow up? What other aspirations do you have?</p>  <p>Snack Time: https://www.youtube.com/watch?v=-pVyrW_vwaw Who am I? – different jobs guessing game.</p>	<p>Listening and understanding:</p> <p>Watch the 'Budding Futures - Tackling Gender Stereotypes' video.</p> <p>Meet Kimberley who is a Construction Worker.</p> <p>(Starts at 1.10)</p> <p>https://www.youtube.com/watch?v=FtM2GUXILOE</p>  <p>Snack Time: https://www.youtube.com/watch?v=ufGCxcU0iWE StoryBots – What To Be When You Grow Up</p>	<p>Listening and understanding:</p> <p>Watch the 'Budding Futures - Tackling Gender Stereotypes' video.</p> <p>Meet Jonathan who is a Floral Designer.</p> <p>(Starts at 8.11)</p> <p>https://www.youtube.com/watch?v=FtM2GUXILOE</p>  <p>Snack Time: https://www.youtube.com/watch?v=r6Oxqyd5qUw "Alphabet Occupations"</p>	<p>Listening and understanding:</p> <p>Find out about a particular job/career that you are interested in.</p> <p>Why are you interested in this particular job?</p> <p>What skills do you need for the job?</p> <p>What clothes/uniform do you have to wear?</p> <p>Do you know anyone who does this job?</p> <p>You could also ask your grown-ups about their job too!</p> <p>Snack Time: https://www.youtube.com/watch?v=0Sd2URRIKAQ Kids Dream Job – Can You Imagine That? – Construction Worker</p>	<p>Create your own collective story:</p> <p>Revisit the question: What do you want to be when you grow up?</p> <p>What other aspirations do you have?</p> <p>Are your answers the same or different from the start of the week?</p> 

Literacy Adult Led Activity: Ask each child what their aspirations are - what do they want to be when they grow up? Ask children to draw and write their aspiration. Two writing tasks – 1 at the start of the week and 1 at the end of the week. Have your aspirations changed or stayed the same? A4 page in two halves for each child to create a class book of aspirations.

Phonics
 You can watch phonics videos and complete activities here on [espresso](https://www.espresso.co.uk).
 Username: student5731
 password: paulton


Phonics Play Games:
 You can access a few games for free on <https://www.phonicsplay.co.uk/resources>

Phonics Play Games:
 You can watch short, humorous phonics clips here: <https://www.bbc.co.uk/bitesize/topics/zcqqtf>

You can watch videos of letters and sounds lessons here: <https://lettersandsounds.org.uk/home/reception>

Phase 4 - Focus on: CCVCC and CCCVCC - Blending to read adjacent consonants at the beginning and end of words.

Review
 Review **phase 3 sounds**. Use real flashcards or this video <https://www.youtube.com/watch?v=aNcBWSBxSp0>
 Review **reading phase 3 words** using flashcards. Try to sightread if possible. Soundtalk and blend only if you need to.
 Review **tricky words** taught so far with flashcards.



Teach and Practise
 Practise reading and writing the following words: **think, drink, drank, blank**

Teach tricky word: when
 Read the sentence and draw a picture to match: *I think she likes to drink milk at night when I am sleeping.*

Teach and Practise
 Practise reading and writing the following words: **trunk, grant, slant, crunch**

Teach tricky word: out
 Read the sentences and draw a picture to match: *"Grant my wish. I wish I had a trunk!"*

Teach and Practise
 Practise reading and writing the following words: **drench, shrink, Grinch, spring**

Teach tricky word: what
 Read the sentence and draw a picture to match: *In the spring we can get drenched when it rains.*

Teach and Practise
 Practise reading and writing the following words: **street, scrunch, driftwood, twisting**

Review tricky words: when, what, out
 Read the questions and ask a friend: *What do you do when you go out?*
When you look out of the room what can you see?
What is driftwood?

Review reading and writing words from the week with an emphasis on fluency.



Read Little Blending Book 14 on <https://www.oxfordowl.co.uk/>

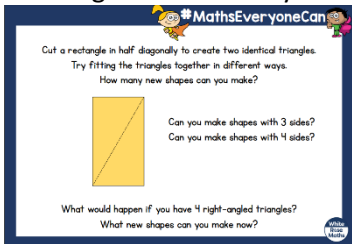
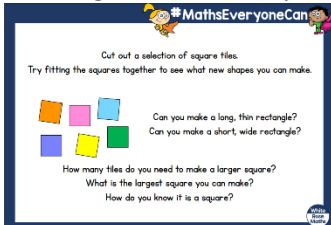
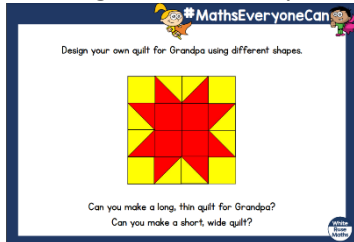




Phonics adult led activity

<https://www.oxfordowl.co.uk/> .

As a whole class this week we will be reading 'Up,Up Down' on Oxford Owls. We will read it several times for decoding, then fluency, then prosody (expression).

	Monday 24.05.2021	Tuesday 25.05.2021	Wednesday 26.05.2021	Thursday 27.05.2021	Friday 28.05.2021
<p>Maths – First, Then, Now</p> <p>Ongoing:</p> <p>Number blocks is a great set of maths programmes on BBC iplayer: https://www.bbc.co.uk/iplayer/episodes/b08bzfnh/numberblocks</p> <p>If you would like to look at some maths songs, please go to: https://www.bbc.co.uk/teach/school-radio/nursery-rhymes-counting-songs/zn67kmn</p>	<p>Watch White Rose Maths Week 3 First, Then, Now Session 1 – Making new shapes with 2 right-angled triangles</p> <p>https://whiterosemaths.com/homelearning/early-years/first-then-now-week-3/</p> <p>Have a go at this activity:</p>  <p>Give each child a rectangle and ask them to cut it in half diagonally. How many different shapes can they make with their new shapes?</p>	<p>Watch White Rose Maths Week 3 First, Then, Now Session 2 – Making new shapes with squares</p> <p>https://whiterosemaths.com/homelearning/early-years/first-then-now-week-3/</p> <p>Have a go at this activity:</p>  <p>Provide each pair with a set of squares. How many different shapes can you make using the squares?</p>	<p>Watch White Rose Maths Week 3 First, Then, Now Session 3 – Grandpa’s Quilt</p> <p>https://whiterosemaths.com/homelearning/early-years/first-then-now-week-3/</p> <p>Have a go at this activity:</p>  <p>Using 2D shapes, can you make a quilt for Grandpa?</p>	<p>Watch White Rose Maths Week 3 First, Then, Now Session 4 – Making new shapes with tangrams</p> <p>https://whiterosemaths.com/homelearning/early-years/first-then-now-week-3/</p> <p>Have a go at this activity:</p>  <p>Provide each child with a piece of square paper and scissors. Cut the square into different shapes – how many different ways can you organise the shapes?</p>	<p>Watch White Rose Maths Week 3 First, Then, Now Session 5 – Pattern Blocks</p> <p>https://whiterosemaths.com/homelearning/early-years/first-then-now-week-3/</p> <p>Have a go at this activity:</p>  <p>Using 2D shapes – how many different ways can you make a star? Within provision, provide 2D shapes/mosaic.</p>
Maths adult led activity	Please have a go at the daily follow up activities, simply click the picture for the link. Don't forget to share your learning each day on EvidenceMe. You might also like to play: https://www.topmarks.co.uk/learning-to-count/place-value-basketball				
Wider Curriculum: Below we have attached some wider curriculum challenges and like with all of these home learning tasks, we do not expect you to complete them all but they are here as a guide for you to use as you wish. You may complete these tasks as they are or use some of these tasks and explore your own interests/ use them in your own way too and that is absolutely fine.					
PE We encourage you to access daily physical activity opportunities.	Understanding the world: Talk to the grown-ups you know and find out about the jobs they do. What do they do every day? Do they need	Expressive Arts and Design: Today we heard from Kimberley who is a construction worker. Have	Understanding the world and Expressive Arts and Design: Think about the careers you might like to have in the	Understanding the world: Have a look at the 'people who help us' writing templates. Can you name the jobs you can see in the	Expressive Arts and Design Listen to the song 'When I Grow Up' from the musical 'Matilda'.

Physical health: Joe Wicks, Cosmic Kids and Kidz Bop on YouTube all support daily, family friendly work outs! You could even revisit older videos and challenge yourself to improve. All EYFS classes are going to forest school this term. If you can access some outdoor space make time for some play in the fresh air.

There are some good resources available below:

- <https://www.nhs.uk/10-minute-shake-up/shake-ups>
- <https://www.bbc.co.uk/programmes/b006mvsq>
- <https://www.youtube.com/user/CosmicKidsYoga>

any special equipment? What do they like about their job? Record your findings in some way. You could make a video or draw a picture of what they do and write about it.



a go at constructing a model building using resources you have at home. Lego/junk modelling/clay/playdough. What can you construct?




future, have a go at building, making or role playing this job.



pictures? Choose some to write a fact about.



<https://www.youtube.com/watch?v=96JDk12tBhl>



Continuous provision in the environment

Outdoors: Water, sand, tools for exploring water and sand, potion making, mud kitchen, pirate ship, hut, climbing frame, painting/drawing/mark making, board books, loose parts: crates, planks, tubes, guttering, scrap.

Indoors: play dough, writing resources, book corner, calm area, counting resources, construction, small world resources, fine motor resources, art and craft resources, role play – props/costumes

Opportunities for enhanced provision in the environment

Aspirations/job role play opportunities, dressing up, work props, books related to jobs, mix up character cut out game, range of construction resources, range of designing opportunities, musical instruments, clipboards, squared paper, tangrams, 2D shapes and paper and scissors, geoboards, tap shapes, shape art opportunities, shape printing, phase 4 words and picture matching, phase 4 read and draw, phase 4 caption matching, 'face' painting on paper mask templates

