











EYFS Term 4 Week 4 Focus Story: The Bog Baby	Monday 15.03.2021	Tuesday 16.03.2021	Wednesday 17.03.2021	Thursday 18.03.2021	Friday 19.03.2021
Morning movement	Jack Hartmann action song on YouTube	Doh disco on YouTube	Go Noodle	Doh Disco on YouTube	Jump Start Johnny
Communication, Language and Literacy	<p>Listening and understanding:</p> <p>Read/watch the story 'The Bog Baby': https://www.youtube.com/watch?v=Bz3hkXUODF0</p> <p>Discuss: What did you enjoy about the story? What did you not enjoy about the story? What is a bog baby? What does the bog baby look like? Would you like to find a bog baby?</p> 	<p>Listening and understanding and story mapping:</p> <p>Reread the story 'The Bog Baby' again. Now have a go at story mapping the book. Go through each page of the story and write/draw something to represent that part of the story. An example is shown below. What happens at the beginning of the story? What happens in the middle of the story? What happens at the end of the story?</p> 	<p>Listening and understanding and writing:</p> <p>Design your own bog baby. You could use playdough, clay, paint or draw a picture. What does it look like? What is special about your bog baby? What would you call it? What is their favourite food? How many toes does it have? Now we want you to write a sentence about your bog baby. Remember to include capital letters, finger spaces and full stops. For example, 'He can jump high' or 'She has long wings'.</p>   	<p>Listening and understanding:</p> <p>Discuss what you have learnt this week about a bog baby. What would someone need to know if they were ever lucky enough to find a bog baby? You could create your own mind map and split it into categories such as – What does he look like? What does he eat? Where does he live?</p> 	<p>Personal Choice:</p> <p>Rotational options:</p> <ul style="list-style-type: none"> • Quiet reading time with a book of children's choice (book bags, book corner, library, home) • Practise a-z letter formation. You could watch Miss Light's video again: https://youtu.be/RTna1sHYtz8 • Choose a story to listen to on https://home.oxfordwl.co.uk/storyteller-videos/ • Choose a book to read from the phonics ebook library on the Oxford Owl website https://www.oxfordwl.co.uk  <ul style="list-style-type: none"> • Use of Teach your monster to read App: 

<p>Literacy Adult Led Activity:</p>	<p>Draw a picture of a Spring scene. Don't forget to think about what you might see during the Spring. For example, daffodils, green leaves, baby animals, blossom, rain and sunshine, puddles, green shoots, etc. Now we want you to label your picture. Don't forget to use your phonics to help you to sound out words.</p>				
<p>Phonics</p> <p>Focus on reviewing phase 3 set 9 and using them to read and write word with increasing fluency</p> <p>Phonics Play Games: You can access lots of fun and interactive games on phonics play.</p> <p>username: jan21 password: home</p>  <p>You can watch short, humorous phonics clips here: https://www.bbc.co.uk/bitesize/topics/zcqqqfr</p> <p>You can watch videos of letters and sounds lessons here: https://lettersandsounds.org.uk/for-home/reception</p>	<p>Focus on: ai. Sight-reading a selection of 1 syllable words and decoding longer words.</p> <p>Review Review phase 3 sounds. Use real flashcards or https://www.phonicsplay.co.uk/resources</p> <p>Review reading phase 3 words. Use word flashcards or play Pick a Picture phase 3 digraphs on phonics play.</p> <p>Review phase 3 tricky words. Use flashcards or play tricky word trucks on phonics play.</p> <p>Teach and Practise Practise reading and writing the following words: rain, tail, chain, wait, contain, raisin</p> <p>Read the sentence and draw a picture to match it: The dog was waiting in the rain and her tail got wet.</p>	<p>Focus on: ee. Sight-reading a selection of 1 syllable words and decoding longer words.</p> <p>Review Review phase 3 sounds. Use real flashcards or https://www.phonicsplay.co.uk/resources</p> <p>Review reading phase 3 words. Use word flashcards or play Pick a Picture phase 3 digraphs on phonics play.</p> <p>Review phase 3 tricky words. Use flashcards or play tricky word trucks on phonics play.</p> <p>Teach and Practise Practise reading and writing the following words: leek, feet, weep, peel, feeling, meeting</p> <p>Read the sentences and draw a picture to match them. My feet are feeling bad. I might weep.</p>	<p>Focus on: igh. Sight-reading a selection of 1 syllable words and decoding longer words.</p> <p>Review Review phase 3 sounds. Use real flashcards or https://www.phonicsplay.co.uk/resources</p> <p>Review reading phase 3 words. Use word flashcards or play Pick a Picture phase 3 digraphs on phonics play.</p> <p>Review phase 3 tricky words. Use flashcards or play tricky word trucks on phonics play.</p> <p>Teach and Practise Practise reading and writing the following words: fight, night, high, might, tonight, lightning</p> <p>Read the sentence and draw a picture to match it. The lightning might hit the road in the night.</p>	<p>Focus on: oa. Sight-reading a selection of 1 syllable words and decoding longer words.</p> <p>Review Review phase 3 sounds. Use real flashcards or https://www.phonicsplay.co.uk/resources</p> <p>Review reading phase 3 words. Use word flashcards or play Pick a Picture phase 3 digraphs on phonics play.</p> <p>Review phase 3 tricky words. Use flashcards or play tricky word trucks on phonics play.</p> <p>Teach and Practise Practise reading and writing the following words: goat, road, soap, foal, loaf, boatman</p> <p>Read the sentence and draw a picture to match it. The boatman had loads of goats and soap on his boat.</p>	<p>Review the week.</p> <p>Review Review phase 3 sounds. Use real flashcards or https://www.phonicsplay.co.uk/resources</p> <p>Review reading all the words from the week.</p> <p>Review phase 3 tricky words. Use flashcards or play tricky word trucks on phonics play.</p> <p>Play 'Make a Match' phase 3 week 4 on phonics play.</p> <p>Read sentences on phonics play matching the sounds from the week.</p>
<p>Phonics adult led activity</p>	<p>Practise all sounds. Practise all tricky words. Practise reading words containing phase 3 sounds</p> <p>Choose books to read from the Letters and Sounds ebook library on https://www.oxfordowl.co.uk/ .</p> <p>Choose books that offer some challenge but are still enjoyable to read. While we have introduced all the sounds, that doesn't mean every child is ready to read stories featuring the new digraphs and trigraphs.</p> <div style="display: flex; justify-content: space-between; align-items: center;">  <p>phase 3 Reading</p> </div>				

books from earlier sets provides essential blending practice and will encourage reading for pleasure. By re-reading the same book at least 3 times children can help develop fluency.

Monday 15.03.2021 **Tuesday 16.03.2021** **Wednesday 17.03.2021** **Thursday 18.03.2021** **Friday 19.03.2021**

Maths – Building 9 and 10 – focus on Shape, Space and Measure this week

Ongoing:
Number blocks is a great set of maths programmes on BBC iplayer:
<https://www.bbc.co.uk/iplayer/episodes/b08bzfnh/numberblocks>

If you would like to look at some maths songs, please go to:
<https://www.bbc.co.uk/teach/school-radio/nursery-rhymes-counting-songs/zn67kmn>

Watch White Rose Maths **Week 1 Spring Consolidation Session 1 Hopscotch Numeral Recognition**

<https://whiterosemaths.com/homelearning/early-years/spring-consolidation-week-1/>

Have a go at this activity:



Watch White Rose Maths **Week 1 Spring Consolidation Session 2 Snap with Numeral and Picture Cards**

<https://whiterosemaths.com/homelearning/early-years/spring-consolidation-week-1/>

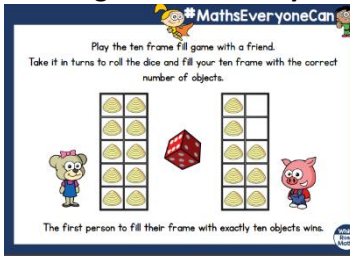
Have a go at this activity:



Watch White Rose Maths **Week 1 Spring Consolidation Session 3 Ten Frame Fill Game**

<https://whiterosemaths.com/homelearning/early-years/spring-consolidation-week-1/>


Have a go at this activity:



Watch White Rose Maths **Week 1 Spring Consolidation Session 4 Beanbag throw game (composition of 6)**

<https://whiterosemaths.com/homelearning/early-years/spring-consolidation-week-1/>

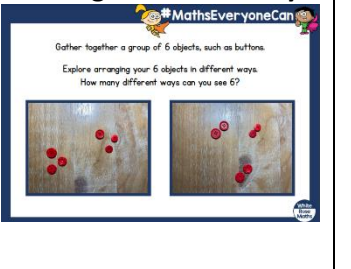
Have a go at this activity:



Watch White Rose Maths **Week 1 Spring Consolidation Session 5 Composition of 6**

<https://whiterosemaths.com/homelearning/early-years/spring-consolidation-week-1/>

Have a go at this activity:



Maths adult led activity

Please have a go at the daily follow up activities, simply click the picture for the link. Don't forget to share your learning each day on EvidenceMe.
You may also like to access some of the additional maths activities from our website.

Wider Curriculum:

Below we have attached some wider curriculum challenges and like with all of these home learning tasks, we do not expect you to complete them all but they are here as a guide for you to use as you wish. You may complete these tasks as they are or use some of these tasks and explore your own interests/ use them in your own way too and that is absolutely fine.

PE

We encourage you to access daily physical activity opportunities.

Physical health: Joe Wicks, Cosmic Kids and Kidz Bop on YouTube all support daily, family friendly work outs! You could even revisit older videos and challenge yourself to improve. All EYFS classes are going to forest school this term. If you can access some outdoor space make time for some play in the fresh air.

There are some good resources available below:

- <https://www.nhs.uk/10-minute-shake-up/shake-ups>
- https://www.bbc.co.uk/programmes/b006mvs_c
- <https://www.youtube.com/user/CosmicKidsYoga>

Understanding the world:

What really lives in ponds in the UK? Do you know?

Have a look at the pond life hunt sheet and then watch this video to see if you can spot anything on the list <https://www.youtube.com/watch?v=75FP2h8B-Og>

Draw a picture of a pond with creatures inside. What will you include?



Expressive Arts and Design:

Make a home for a bog baby in a bucket/jar/tub.

In the story the girls put gravel, shells and clean water in their home. What will you put in yours?



Personal, social and emotional development:

Enjoy some mindfulness time doing Zen Den – Be the Pond



<https://www.youtube.com/watch?v=wf5K3pP2IUQ>

Think about these questions and discuss them.

Why did the bog baby get sick?

Why didn't the girls want to tell their mum about the bog baby?

What did mum do when the girls told her?

What should you do when you are feeling worried about something? Always tell your grown up.

Expressive Arts and Design:

Have you seen any bluebells growing anywhere? Perhaps you know of a bluebell wood. Go on a hunt to see if you can find any bluebells. See how the flowers hang down like bells?

Have a go at painting a bluebell.

You could use a brush or make a potato/card print in the shape of a bell to make your flowers.

Mix your colour blue carefully to make it as close as you can to the real flower. Are they pale blue or dark blue?



Expressive Arts and Design and Understanding the world

The bog baby is 'as soft as jelly'.

Collect a range of objects that could be jelly moulds and fill them with jelly. Leave them to set and then explore how they feel and how they move.



OR Understanding the World: The life cycle of a frog.

Watch the video 'Pond Life' on espresso. Can you spot frogspawn; tadpoles; a froglet and frog?

Complete the frog life cycle worksheet.



