






EYFS Term 3 Week 5 Focus Story: Aliens Love Underpants	Monday 1.2.2021	Tuesday 2.2.2021	Wednesday 3.2.2021	Thursday 4.2.2021	Friday 5.2.2021
Morning movement	Action song	Doh disco on YouTube	Go Noodle	Doh Disco on YouTube	Jump Start Johnny
<p>Communication, Language and Literacy</p> <p>General: Look at books everyday. Practise telling the story from the pictures. Can you find any letters/words you can read on your own?</p> <p>Listen to stories read by others including audiobooks.</p> <p>Remember children have access to Oxford Owl online for more books username: ruby20/jade20/opal20 password: books</p> <p>Speak in full sentences.</p> <p>Practise your tricky words in your word bags.</p>	<p>Watch the story:</p> <p>This week, we are continuing our 'space' topic. Our story of the week is 'Aliens Love Underpants'.</p> <p>Watch Miss Light reading the story here: https://youtu.be/r3aXsqhRvdw</p> <p>You can also read/watch the story here: https://www.youtube.com/watch?v=ADnAGBWlzqE</p> <p>Did you enjoy the story? What was your favourite part? Which alien is your favourite and why?</p> 	<p>Listening and understanding and writing:</p> <p>Design your own alien! We want you to be as creative as possible! You could draw, paint, use junk modelling or even use playdough to create your alien.</p> <p>Now we want you to write about your alien. Watch Miss Light's video here to find out what to do:</p> <p>https://youtu.be/49sDOGCSG8Q</p> 	<p>Listening and understanding:</p> <p>Play the game 'Find the Alien'.</p> <p>This game is great for practising descriptive language and listening skills! Don't forget to talk in full sentences.</p> <p>On the website, you will find pictures of different aliens to support this activity.</p> <p>Watch Miss Light's video here:</p> <p>https://youtu.be/eXXwUa0OzH0</p> 	<p>Retell the story:</p> <p>Have a go at retelling the story 'Aliens Love Underpants'.</p> <p>On the website, you will find 'Aliens Love Underpants Puppets' and 'Aliens Love Underpants Role Play Masks' to support you with storytelling.</p> <p>Watch Miss Light's video here:</p> <p>https://youtu.be/HA-6ZxlseNQ</p> 	<p>Personal Choice:</p> <p>Rotational options:</p> <ul style="list-style-type: none"> • Quiet reading time with a book of children's choice (book bags, book corner, library, home) • Practise a-z letter formation. You could watch Miss Light's video again: https://youtu.be/RTna1sHYtz8 • Choose a story to listen to on https://home.oxfordowl.co.uk/storyteller-videos/ • Use of Teach your monster to read App:  <p>You can also read/watch the story 'Aliens in Underpants Save the World': https://www.youtube.com/watch?v=qT2HPeEdJcU</p>

Phonics

Focus on introducing digraphs and blending to read CVC words.

Phonics Play Games:

You can access lots of fun and interactive games on [phonics play](https://www.phonicsplay.co.uk/).

username: jan21

password: home



You can watch short, humorous phonics clips here:

<https://www.bbc.co.uk/bitesize/topics/zcqqtf/>

Teach sound: ur (burger)

Alphabet song
<https://www.youtube.com/watch?v=75p-N9YKqNo> (says zee instead of zed)

Watch lesson 21 on this page – ur
<https://lettersandsounds.org.uk/for-home/reception>

Activity: read and match the words and pictures.

OR

Select another activity from the phonics bank of activities to practise 'ur'. This could be reading flashcards; read and colour; read and draw; roll and read.



Teach sound: ow (cow)

Alphabet song
<https://www.youtube.com/watch?v=75p-N9YKqNo> (says zee instead of zed)

Watch lesson 22 on this page – ow
<https://lettersandsounds.org.uk/for-home/reception>

Activity: read and match the words and pictures.

OR

Select another activity from the phonics bank of activities.



Teach sound: oi (coin)

Alphabet song
<https://www.youtube.com/watch?v=75p-N9YKqNo> (says zee instead of zed)

Watch lesson 23 on this page – oi
<https://lettersandsounds.org.uk/for-home/reception>

Activity: read and match the words and pictures

OR

Select another activity from the phonics bank of activities.



Teach sound: ear (beard)

Alphabet song
<https://www.youtube.com/watch?v=75p-N9YKqNo> (says zee instead of zed)

Watch lesson 24 on this page – ear
<https://lettersandsounds.org.uk/for-home/reception>

Activity: read and match the words and pictures

OR

Select another activity from the phonics bank of activities.



Review the week

Review your sounds with Mrs Upham
<https://youtu.be/QIAclw-c4pA>


Play Grab a Giggling Grapheme on phonics play to review the new sounds.

<https://www.phonicsplay.co.uk/resources/phase/2/grab-a-giggling-grapheme>

Use the digraphs and trigraphs you have learnt recently to name the aliens. (Sheet in resources on website)

Watch this clip to show you what to do.

<https://youtu.be/1azasgPFLyY>



<p>Phonics adult led activities</p>	<ul style="list-style-type: none"> Practise all sounds. Practise all tricky words. Choose books to read from the Letters and Sounds ebook library on https://www.oxfordowl.co.uk/. Choose books that offer some challenge but are still enjoyable to read. While we are up to phase 3 set 10 for introducing new sounds, that doesn't mean every child is ready to read stories featuring the new digraphs. Reading books from earlier sets provides essential blending practice and will encourage reading for pleasure. By re-reading the same book at least 3 times children can help develop fluency. TRICKY WORDS – look at the tricky words space picture. Can you read all the words? Some of them we have learnt and some of them we will learn soon. You could stick this on the fridge and colour in a word when you know it really well. <div data-bbox="1787 116 2101 236" data-label="Image"> </div> <div data-bbox="1823 252 2136 453" data-label="Image"> </div>				
	<p>Monday 1.2.2021</p>	<p>Tuesday 2.2.2021</p>	<p>Wednesday 3.2.2021</p>	<p>Thursday 4.2.2021</p>	<p>Friday 5.2.2021</p>
<p>Maths – Growing 6,7,8</p> <p>Ongoing:</p> <p>Number blocks is a great set of maths programmes on BBC iplayer: https://www.bbc.co.uk/iplayer/episodes/b08bzfnh/numberblocks</p> <p>If you would like to look at some maths songs, please go to: https://www.bbc.co.uk/teach/school-radio/nursery-rhymes-counting-songs/zn67kmm</p>	<p>Watch Week 2 (Growing 6,7,8) Session 1 Matching 6,7 and 8 on White Rose: https://whiterosemaths.com/homelearning/early-years/growing-6-7-8-week-2/</p> <p>Then have a go at this activity:</p> <div data-bbox="465 954 775 1161" data-label="Image"> </div>	<p>Watch Miss Ireland's video on making pairs: https://youtu.be/VOlyI4xh_YM</p> <p>Then have a go at this activity:</p> <div data-bbox="801 783 1122 1002" data-label="Image"> </div> <p>(Please note: If you are unable to go on a walk to collect pairs of objects for this activity, you could find objects around your home)</p>	<p>Watch Miss Ireland's video on combining two groups: https://youtu.be/p1Z246GCIG0</p> <p>Then have a go at this activity:</p> <div data-bbox="1149 815 1469 1034" data-label="Image"> </div>	<p>Watch Week 2 (Growing 6,7,8) Session 4 Combining two groups on White Rose: https://whiterosemaths.com/homelearning/early-years/growing-6-7-8-week-2/</p> <p>Then have a go at this activity:</p> <div data-bbox="1496 919 1809 1129" data-label="Image"> </div> <p>If you have a set of dominoes at home, you could use these to make your domino track.</p>	<p>Watch Miss Ireland's video on adding more: https://youtu.be/4pwdMw9XWO8</p> <p>Then have a go at this activity:</p> <div data-bbox="1839 815 2159 1034" data-label="Image"> </div> <p>You could use our 'Number Tracks' resource or create your own to do this activity.</p>
<p>Maths adult led activity</p>	<p>Please have a go at the daily follow up activities, simply click the picture for the link. Share your learning on EvidenceMe.</p> <p>You may also like to access some of the additional maths activities from our website.</p> <p>This week, you might like to watch Numberblocks 'Double Trouble' and 'Odds and Evens' https://www.bbc.co.uk/iplayer/episode/b08q4jkg/numberblocks-series-2-double-trouble https://www.bbc.co.uk/iplayer/episode/b08r2l4d/numberblocks-series-2-odds-and-evens</p>				

Wider Curriculum:

Below we have attached some wider curriculum challenges and like with all of these home learning tasks, we do not expect you to complete them all but they are here as a guide for you to use as you wish. You may complete these tasks as they are or use some of these tasks and explore your own interests/ use them in your own way too and that is absolutely fine.

PE

We encourage you to access daily physical activity opportunities.

Physical health: Joe Wicks, Cosmic Kids and Kidz Bop on YouTube all support daily, family friendly work outs! You could even revisit older videos and challenge yourself to improve. All EYFS classes are going to forest school this term. If you can access some outdoor space make time for some play in the fresh air.

There are some good resources available below:

- <https://www.nhs.uk/10-minute-shake-up/shake-ups>
- <https://www.bbc.co.uk/programmes/b006mvsc>
- <https://www.youtube.com/user/CosmicKidsYoga>

Expressive arts and design:

Design your own Alien Underpants (you could use the template on the website or draw your own)



You could extend this activity by making an Alien to wear your underpants too!



Expressive arts and design & Communication and Language:

Learn the song '5 Little Men in a Flying Saucer':

<https://www.bbc.co.uk/teach/school-radio/nursery-rhymes-five-little-men-in-a-flying-saucer/z6qgscw>

Can you make your own props to use when you sing along?



Expressive arts and design and understanding the world:



Cooking – Space Rock Cakes

You could watch this video which gives instructions for making rock cakes (and then demonstrates how to make a space helmet) <https://www.youtube.com/watch?v=4OoutXGBQ38>

Or there is a printed recipe on the website.



Understanding the world and expressive arts and design:

Make your own space gloop. There are a range of ideas online for how to make space gloop. Some include cornflour, food colouring, water. Choose one that is easy for you. You could also use rice, beans or shaving foam.



Have a go at arranging some of your toys in the space gloop to make a scene. You could even make characters for your scene by drawing and cutting out.

Physical Development:

Go on a 'Cosmic Kids Yoga Adventure'!

This one is all about 'Mike The Cosmic Space Monkey'.

You can find the link here:

<https://www.youtube.com/watch?v=LZAaZDVqCiA>

We would love to see your Yoga videos or pictures on Evidence Me!



			You might have your own idea for some space inspired cooking!		
--	--	--	---	--	--